



Ergonomic Electrical
Accessories

MODE[®]

MODE®

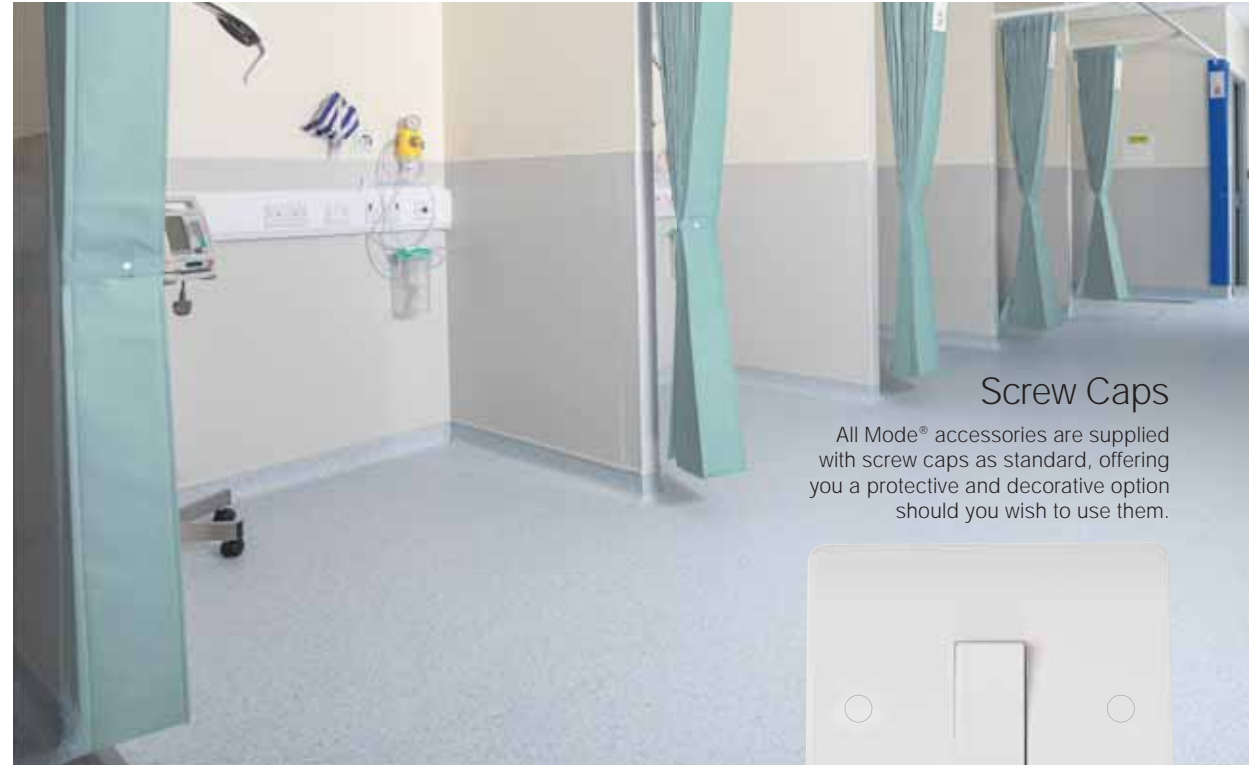
A Stylish, Contemporary & Flexible Range of Smooth Profile Accessories

There are many crucial elements of any interior design – the more obvious ones are décor and furnishings. Less obvious but no less important are electrical accessories; particularly wall accessories which, by their very nature need to be located in prominent line of sight positions.

When selecting wiring accessories designers have often compromised their schemes as they have been unable to identify a suitably flexible solution to satisfy their ideas.

Mode® accessories can now provide that flexibility with a comprehensive selection of products ranging from the humble light switch and socket outlet through to more specialised products dealing with the very latest developments in telephone and satellite products.

Mode® accessories have been conceived and developed as a high quality, flexible and modern solution to virtually any domestic wiring requirement. The smooth, modern lines of the Mode® accessory plate will fit easily into traditional and contemporary designs alike. The modular design of Mode® allows designers and installers unprecedented flexibility in creating dedicated wiring solutions to deal specifically with actual wiring needs. In other words, there is now no need to compromise Mode® accessories provide the complete solution to modern wiring needs.



Screw Caps

All Mode® accessories are supplied with screw caps as standard, offering you a protective and decorative option should you wish to use them.



Antiviral & Antibacterial Certified

Mode® plates are manufactured using Urea Formaldehyde, which has similar inherent properties to antimicrobial additives that inhibit the growth of infectious diseases.

Mode® plates have been independently tested and have shown to have anti-viral properties against enveloped and non-enveloped viruses.

After a contact period of 4 hours, Mode® was shown to have a 99.9% kill off rate against enveloped viruses and a 92% kill off rate against non-enveloped viruses.

All products independently tested achieved a 99.99% kill off rate across all four types of the strains of bacteria - MRSA, E-Coli, Salmonella, Klebsiella Pneumonia and enveloped viruses.

Contents

Switches	G5
Back Boxes	G9
Power Socket Outlets	G14
13A Fused Connection Units	G18
Control Switches	G19
Ceiling Accessories	G23
Socket & Blank Plates	G24
Telephone & Data Sockets	G26
TV & Satellite	G27
New Media™ Plates	G28
Patress Boxes	G29
Dry Lining Boxes	G30

20 YEAR No Quibble Guarantee

All Mode® accessories are covered by our straight forward 'No Quibble Guarantee' against any fault in materials or manufacture experienced at any time within 20 years of the date of supply.

Switches

The Mode® range of switches has been developed largely as a modular range based on the large selection of Polar White coloured switch modules available in the Minigrid® range.

These same modules are interchangeable in other Click® accessory ranges. Simple, single screw fixing of modules offers the simplest possible means of installing and replacing modules.

Media transfer plates and modules can be found in the New Media™ section of this catalogue.



The products illustrated in this section of the catalogue are finished plates and unfurnished mounting plates.

For information on the full range of modules available please refer to the Minigrid® section of this catalogue.

10AX Plate Switches | Control Switches
 10AX Architrave Switches Dimmer Switches
 45A Switches | 50A Pull Switch

Switches

MODE®


G5



811 | 825 | 828



812



813

Wide Rocker Switches - Non Modular

- CMA811 10AX 1 Gang 2 Way Wide Rocker Switch
- CMA812 10AX 2 Gang 2 Way Wide Rocker Switch
- CMA813 10AX 3 Gang 2 Way Wide Rocker Switch


- CMA825 10AX 1 Gang Wide Rocker Intermediate Switch
- CMA828 10AX 1 Gang 2 Way Wide Rocker Retractive Switch



010 | 011



012




105



013



9014



019



For the complete range of Minigrid® modules, see the dedicated Minigrid® section, page K18.

Plates Switches - MiniGrid®

- CMA010 10AX 1 Gang 1 Way Plate Switch
- CMA011 10AX 1 Gang 2 Way Plate Switch
- CMA012 10AX 2 Gang 2 Way Plate Switch
- CMA013 10AX 3 Gang 2 Way Plate Switch
- CMA019 10AX 4 Gang 2 Way Plate Switch
- CMA105 10AX 6 Gang 2 Way Plate Switch

Plates Switches - Non Modular

- CMA9014 10AX 4 Gang 2 Way Single Plate Switch

Standards: BS EN 60669-1
 Back Box Depth (mm): 16
 Cable Size (mm²): 4 x 1.5 or 2 x 2.5 Non Modular: 2 x 1.5
 Dimensions (mm): 1 Gang: 86 (W) x 86 (H) x 9.5 (D) 2 Gang: 146 (W) x 86 (H) x 9.5 (D)



G6



Architrave Switches - MiniGrid®

CMA171 10AX 1 Gang 2 Way Architrave Switch

CMA172 10AX 2 Gang 2 Way Architrave Switch

Architrave plates can be used with the dedicated architrave pattress boxes CMA175 & CMA176 or standard architrave flush boxes WA671 & WA672. They will also not accept MD070 & MD075 Switch modules.

Plates Switches

CMA025 10AX 1 Gang Intermediate Plate Switch

CMA026 10AX 1 Gang 2 Way Key Switch

CMA027 10AX 1 Gang 1 Way Retractive 'Bell' Switch

CMA110 10AX 1 Gang DP 'Emergency Test' Key Switch

Switch modules interchangeable with MiniGrid® modules in Polar white (PW) finish.

Standards: BS EN 60669-1
 Back Box Depth (mm): 16 171 172: 25
 Cable Size (mm²): 4 x 1.5 or 2 x 2.5 171 172: 2 x 1.5
 Dimensions (mm): 1 Gang: 86 (W) x 86 (H) x 9.5 (D) 171: 32 (W) x 86 (H) x 9.5 (D) 172: 32 (W) x 146 (W) x 9.5 (D)

G7



Unfurnished Plates - MiniGrid®

CMA401 1 Gang MiniGrid® Unfurnished Plate - 1 Aperture

CMA402 1 Gang MiniGrid® Unfurnished Plate - 2 Apertures

CMA403 1 Gang MiniGrid® Unfurnished Plate - 3 Apertures

CMA404 2 Gang MiniGrid® Unfurnished Plate - 2 x 2 Apertures

CMA406 2 Gang MiniGrid® Unfurnished Plate - 2 x 3 Apertures

CMA426 2 Gang MiniGrid® Unfurnished Plate - 6 In-Line Apertures

CMA432 2 Gang MiniGrid® Unfurnished Plate - 3 Apertures

MINIGRID®

Switch modules interchangeable with MiniGrid® Modules in Polar White (PW) finish. For the complete range of MiniGrid® modules, see the dedicated MiniGrid® section, page K18.

Standards: BS 5733
 Back Box Depth (mm): Dependent On Module Fitted
 Dimensions (mm): 1 Gang: 86 (W) x 86 (H) x 9.5 (D) 2 Gang: 146 (W) x 86 (H) x 9.5 (D)

G8

The furnished plate shown here contains a selection of both single and twin width MiniGrid® modules. The yoke 'GR100' is required to mount the MiniGrid® modules into prior to assembling the frontplate.



612

2 Tier Unfurnished Plates - MiniGrid®

CMA612 2 Tier MiniGrid® Unfurnished Plate & Yokes - 12 Apertures - Mode®



618

3 Tier Unfurnished Plates - MiniGrid®

CMA618 3 Tier MiniGrid® Unfurnished Plate & Yokes - 18 Apertures - Mode®

Switch modules interchangeable with MiniGrid® Modules in Polar White (PW) finish. For the complete range of MiniGrid® modules, see the dedicated MiniGrid® section, page K18.

MINIGRID®

If dimmer modules are to be mounted directly above each other, the MD9014 (page K37) or similar height dimmer modules must be installed. Alternatively, retractive switch modules MD004 (page K21) can be used in conjunction with Click Smart+ dimming receivers (page A20).

Standards: BS 5733
Back Box Depth (mm): 47
Dimensions (mm): 612: 146 (W) x 153 (H) x 9.5 (D) 618: 146 (W) x 214 (H) x 9.5 (D)

G9



MINIGRID®

Galvanised steel back boxes supplied for flush mounting of the large MiniGrid® plates. Mounting Yoke facilitates pre-assembly of required modules. Fitted with twin earth terminals.




WA512

WA518

Galvanised Steel Back Boxes

WA512 2 Tier 47mm Deep K.O. Box
WA518 3 Tier 47mm Deep K.O. Box

Standards: BS 4662
Dimensions (mm): WA512: 137 (W) x 137 (H) x 47 (D) WA518: 137 (W) x 197 (H) x 47 (D)



MINIGRID® Interchangeable modules available on page K37.

Dimmer Switches (Leading Edge)

- CMA140** 1 Gang 2 Way 400Va Dimmer Switch
- CMA145** 1 Gang 2 Way 250Va Dimmer Switch
- CMA146** 2 Gang 2 Way 250Va Dimmer Switch
- CMA147** 3 Gang 2 Way 250Va Dimmer Switch
- CMA148** 4 Gang 2 Way 250Va Dimmer Switch

We recommend the use of branded halogen lamps with all Mode® leading edge dimmers. The use of inferior, non-branded lamps may require the nominal rating of the dimmer to be reduced. These dimmer switches have not been designed for use with LED lamps. However, they may be suitable for some good quality LED lamps. For further information please contact the Click® Technical support team.



MINIGRID® Interchangeable modules available on page K37.

Dimmer Switches (Trailing Edge)

- CMA161** 1 Gang 2 Way 100W Dimmer Switch
- CMA162** 2 Gang 2 Way 100W Dimmer Switch
- CMA163** 3 Gang 2 Way 100W Dimmer Switch
- CMA164** 4 Gang 2 Way 100W Dimmer Switch

We recommend the use of branded LED lamps with all Mode® trailing edge dimmers. The use of inferior, non-branded lamps may require the nominal rating of the dimmer to be reduced. For further information please contact Click® Technical support team.

Standards: BS EN 60669-1 BS EN 55015 BS EN 61000-3-2 BS EN 61000-3-3
 Back Box Depth (mm): 25 Cable Size (mm²): 2 x 1.5
 Type: Leading Edge
 Dimensions (mm): 1 Gang: 86 (W) x 86 (H) x 9.5 (D) 2 Gang: 146 (W) x 88 (H) x 8 (D)


Standards: BS EN 60669-1 BS EN 60669-2-1 BS EN 55015 BS EN 61000-3-2
 Back Box Depth (mm): 25 Cable Size (mm²): 2 x 1.5
 Type: Trailing Edge
 Dimensions (mm): 1 Gang: 86 (W) x 86 (H) x 9.5 (D) 2 Gang: 146 (W) x 86 (H) x 9.5 (D)

Dimmer Modules

- MD9001 6A 2 Way Push On/Off (Non-Dimming) Module (25 x 62mm)
- MD9010 1-10V Analogue Dimmer Module (25 x 62mm)
- MD9022 250W 2 Leading Edge Way Dimmer Module (25 x 62mm)
- MD9042 400W 2 Way Leading Edge Dimmer Module (25 x 62mm)
- MD9014 100W Dual Mode Dimmer Module with Trim (26.5 x 55mm)

Dimmer M10 Nut Runner

- SP900 Dimmer M10 Nut Runner Tool
Use the nut runner to easily exchange dimmer modules and create customised dimmer switch plate



Dimmer Mounting Unfurnished Plates

- CMA145PL 1 Gang Dimmer Plate & Knob (650W Max) - 1 Aperture
- CMA146PL 2 Gang Dimmer Plate & Knobs (800W Max) - 2 Apertures
- CMA147PL 3 Gang Dimmer Plate & Knobs (1200W Max) - 3 Apertures
- CMA148PL 4 Gang Dimmer Plate & Knobs (1600W Max) - 4 Apertures

The dimmer modules are supplied separately to the plates listed above.

Standards: BS 5733
Back Box Depth (mm): 25
Dimensions (mm): 1 Gang: 86 (W) x 86 (H) x 9.5 (D) 2 Gang: 146 (W) x 86 (H) x 9.5 (D)

Power Socket Outlets, Fused Connection Units & Control Switches

All Mode® 13A sockets and fused connection units are tested and approved to BS1363 offering assured quality and safety.

The provision of large twin earth terminals on our Two Gang sockets and fused connection units greatly facilitates wiring and installation.

The Mode® range offers a solution for almost every possible design need and will enhance the décor of any area whether in a kitchen, bedroom, lounge or study etc...



13A Wall Socket Outlets | Safety Shutter Socket Outlets
Specialised Sockets | Round Pin Wall Socket Outlets
Fused Connection Units | Fan Isolation Switches
DP Switches

Safety Shutter Sockets (Excluding USB options) are only available for sale in the Republic of Ireland.

G14



030 | 032



035 | 1035 | 630 | 1635 | 635



1835

Unswitched Socket Outlets

- CMA030 13A 1 Gang Unswitched Socket
- CMA032 13A 2 Gang Unswitched Socket (Twin Earth)

Switched Standard & 3 Pin Safety Shutter Socket Outlets

- | Standard | Safety Shutter | |
|----------|----------------|--|
| CMA035 | CMA1035 | 13A 1 Gang DP Switched Socket |
| CMA630 | CMA1635 | 13A 1 Gang Socket (Twin Earth) |
| CMA635 | | 13A 1 Gang DP Switched Socket (Twin Earth) |
| CMA1835 | | 13A 1 Gang DP Switched Socket With Neon |



036 | 1036



037 | 1037



836 | 1836



840 | 1836

Switched Standard & 3 Pin Safety Shutter Socket Outlets

- | Standard | Safety Shutter | |
|----------|----------------|--|
| CMA036 | CMA1036 | 13A 2 Gang DP Switched Socket (Twin Earth) |
| CMA037 | CMA1037 | 13A 2 Gang DP Switched Clean Earth Socket |

Switched Standard & 3 Pin Safety Shutter Socket Outlets

- | Standard | Safety Shutter | |
|----------|----------------|--|
| CMA836 | CMA1836 | 13A 2 Gang DP Switched Socket With Outboard Rockers (Twin Earth) |
| CMA840 | CMA1840 | 13A 2 Gang DP Switched Socket With Outboard Rockers & Neons (Twin Earth) |

Standards: BS 1363-2
 Back Box Depth (mm): 25 Cable Size (mm²): 3 x 2.5 or 2 x 4
 Dimensions (mm): 1 Gang: 86 (W) x 86 (H) x 9.5 (D) 2 Gang: 146 (W) x 86 (H) x 9.5 (D)

G15



Specialised Sockets

Introducing our new range of specialised sockets including Blue Medical Socket Outlets, Red & Green Outboard Rocker Sockets.



836



836

Switched Socket Outlets (Coloured Rockers)

- CMA836PWDR 13A 2 Gang DP Switched Socket With Outboard Red Rockers (Twin Earth)
- CMA836PWGR 13A 2 Gang DP Switched Socket With Outboard Green Rockers (Twin Earth)



630



635



632



637

Blue Medical Socket Outlets (Medical Equipment Only)

- | | | | |
|----------|--|----------|---|
| CMA630BL | 13A 1 Gang Socket (Twin Earth) | CMA632BL | 13A 2 Gang Unswitched Socket (Twin Earth) |
| CMA635BL | 13A 1 Gang DP Switched Socket (Twin Earth) | CMA637BL | 13A 2 Gang DP Switched Clean Earth Socket |

Standards: BS 1363-2
 Back Box Depth (mm): 25 Cable Size (mm²): 3 x 2.5 or 2 x 4
 Dimensions (mm): 1 Gang: 86 (W) x 86 (H) x 9.5 (D) 2 Gang: 146 (W) x 86 (H) x 9.5 (D)



Lockable Socket

CMA675 13A 1G DP Key Lockable Socket With Neon (Twin Earth)

Two keys provided (Spare keys available: SP660).




675



034



038



039

Round Pin Socket Outlets

CMA034 15A Switched Round Pin Socket

CMA038 5A Round Pin Socket

CMA039 2A Round Pin Socket



935
Non-standard socket



936
Non-standard socket



PA380WH
Non-standard plug

Non-Standard Socket Outlets

CMA935 13A 1 Gang DP Switched Non-Standard Socket

CMA936 13A 2 Gang DP Switched Non-Standard Socket (Twin Earth)

Non-Standard Resilient Plug Tops (BS1363/A)

PA380WH 13A Fused Non-Standard Plug - White

PA380RD 13A Fused Non-Standard Plug - Red

For use with non-standard Click® Mode sockets CMA935 and CMA936

Standards: Round Pin: BS 546 Non Standard: BS 1363-2 675: BS EN 60669-1 BS 1363-2 380: BS 1363/A BS 1362
Back Box Depth (mm): 25 675: 35
Cable Size (mm²): 034: 3 x 2.5 038: 4 x 1.5 or 3 x 2.5 039: 3 x 1.5 675 935 936: 3 x 2.5 or 2 x 4 380: 1.5
Dimensions (mm): 1 Gang: 86 (W) x 86 (H) x 9.5 (D) 2 Gang: 146 (W) x 86 (H) x 9.5 (D) 380: 49.5 (W) x 21 (D) x 49.5 (H)

Safety Shutter Sockets (Excluding USB options) are only available for sale in the Republic of Ireland.



735



736

Locating Plug Sockets

CMA735 13A 1 Gang DP Switched Locating Plug Socket

CMA736 13A 2 Gang DP Switched Locating Plug Socket With Outboard Rockers (Twin Earth)



771U



770



780



786

Switched Sockets With USB Outlets

CMA771U 13A 1 Gang Switched Socket With 2.1A USB Outlet (Twin Earth)

CMA770 13A 2 Gang Switched Socket With 2.1A USB Outlet (Twin Earth)

CMA780 13A 2 Gang Switched Socket With Twin 2.1A USB Outlets (4.2A) (Twin Earth)

CMA786 13A 2 Gang Switched Safety Shutter Socket Outlet With Type A & C USB (4.2A) Outlets (Twin Earth)

Standards: BS 1363-2 770, 780, 771U 786: BS EN IEC 62368-1 BS EN 62680-1-1
Back Box Depth (mm): 25
Cable Size (mm²): 3 x 2.5 or 2 x 4
Dimensions (mm): 1 Gang: 86 (W) x 86 (H) x 9.5 (D) 2 Gang: 146 (W) x 86 (H) x 9.5 (D)



049 | 050

052



051

053

Fused Connection Units With Optional Flex Outlet Through The Bottom

- CMA049 3A Fused Connection Unit
- CMA050 13A Fused Connection Unit
- CMA051 13A Switched Fused Connection Unit
- CMA052 13A Switched Fused Connection Unit With Neon
- CMA053 13A Fused Connection Unit With Neon



649 | 650

652



651

653

Fused Connection Units Without Flex Outlet

- CMA649 3A Fused Connection Unit
- CMA650 13A Fused Connection Unit
- CMA651 13A Switched Fused Connection Unit
- CMA652 13A Switched Fused Connection Unit With Neon
- CMA653 13A Fused Connection Unit With Neon

Standards: BS 1363-4 BS 1362
 Back Box Depth (mm): 25
 Cable Size (mm²): 3 x 2.5 or 2 x 4
 Dimensions (mm): 86 (W) x 86 (H) x 9.5 (D)



020



021



3020

Fan Isolation Switch

- CMA020 10A 3 Pole Fan Isolation Switch
- CMA021 10A 3 Pole Isolation Switch

Fan Isolation Switch With Fuse

- CMA3020 3A Fused 3 Pole Control Switch



024



620



20A DP Sink/Bath Switch

- CMA024 20A DP Sink/Bath Switch With Neon
- 3 pole and 20A DP switches are non-modular

20A Keyfob Switch

- CMA620 20A Keyfob Switch
- SP940 Spare Keyfob For CMA620

Standards: BS EN 60669-1 020 021: BS EN 60669-2-4 BS EN 60669-1 3020: BS EN 60669-1 BS EN 60669-2-4 BS 5733 BS 1362
 Back Box Depth (mm): 25 020 021: 16
 Cable Size (mm²): 4 x 1.5 or 2 x 2.5 024 620: 3 x 2.5
 Dimensions (mm): 1 Gang: 86 (W) x 86 (H) x 9.5 (D) SP690: 80 (W) x 35 (H) x 4 (D)



660

Lockable Switch

CMA660 20A Double Pole Key Lockable Switch



Two keys provided (Spare keys available: SP660).

20A Control Switches With Optional Flex Outlet Through The Bottom

- CMA022 20A DP Switch
- CMA023 20A DP Switch With Neon
- CMA044 20A DP 'Water Heater' Switch With Flex Outlet
- CMA046 20A DP 'Water Heater' Switch With Flex Outlet & Neon

20A Control Switch Without Flex Outlet

- CMA622 20A DP Switch
- CMA623 20A DP Switch With Neon
- CMA040 20A DP 'Water Heater' Switch
- CMA042 20A DP 'Water Heater' Switch With Neon



45A Switches


- CMA200 45A 1 Gang DP Switch
- CMA201 45A 1 Gang DP Switch With Neon
- CMA202 45A 2 Gang DP Switch
- CMA203 45A 2 Gang DP Switch With Neon

Cooker Control Units

- CMA204 45A 2 Gang DP Switch With 13A DP Switched Socket
- CMA205 45A 2 Gang DP Switch With 13A DP Switched Socket & Neons

Standards: BS EN 60669-1
 Back Box Depth (mm): 25 660: 35
 Cable Size (mm²): 3 x 2.5 660: 3 x 2.5 or 2 x 4
 Dimensions (mm): 86 (W) x 86 (H) x 9.5 (D)

Standards: BS EN 60669-1 204 205: BS 4177
 Back Box Depth (mm): 35
 Cable Size (mm²): 1 x 16
 Dimensions (mm): 1 Gang: 86 (W) x 86 (H) x 9.5 (D) 2 Gang: 146 (W) x 86 (H) x 9.5 (D)



45A Switches - White Rockers

- CMA500** 45A 1 Gang DP Switch With White Rocker
- CMA501** 45A 1 Gang DP Switch With White Rocker & Neon
- CMA502** 45A 2 Gang DP Switch With White Rocker
- CMA503** 45A 2 Gang DP Switch With White Rocker & Neon

Cooker Control Units - White Switches

- CMA504** 45A 2 Gang DP Switch With 13A DP Switched Socket & White Rockers
- CMA505** 45A 2 Gang DP Switch With 13A DP Switched Socket, White Rockers & Neons

Standards: BS EN 60669-1 504 505: BS 4177
 Back Box Depth (mm): 35
 Cable Size (mm²): 1 x 16
 Dimensions (mm): 1 Gang: 86 (W) x 86 (H) x 9.5 (D) 2 Gang: 146 (W) x 86 (H) x 9.5 (D)




essentials™ Decorative covers available for PRC210, see Essentials™ page N38.

Pull Cord Switches

- PRW208** 10A 3 Pole Fan Isolation Pull Cord Switch
- PRW210** 45A DP Pull Cord Switch With Mechanical 'On/Off' & Neon
- PRW211** 50A DP Pull Cord Switch With Mechanical 'On/Off' & Neon
- CMA213** 50A DP Round Pull Cord Switch With Mechanical 'On/Off', Neon & Pattress
- PRC009** 10AX 2 Way Ceiling Pull Cord Switch
- PRC210** 10AX 2 Way Pull Cord Switch
- PRC216** 16A DP Pull Cord Switch With Neon

Standards: BS EN 60669-1
 Back Box Depth (mm) Pattress Supplied 208: 25 PRW210: 35 211: 47
 Cable Size (mm²): 009 208 PRC210 216: 2 x 1.5 or 1 x 2.5 211 213: 1 x 25 PRW210: 1 x 6
 Dimensions (mm): 009: 76 (Dia) x 51.5 208 PRW210 211: 86 (W) x 86 (H) x 43 (D) PRC210 216: 70 (Dia) x 42 (D) CMA213: 100 (Dia) x 77 (D)



Click® dual voltage shaver outlets incorporate a double wound isolating transformer rated 20Va at 230V or 115V and meets BS EN 61558-2-5:2010 making it safe for use in bathrooms. Shaver outlet is not continuously rated and therefore not suitable for use as a permanent charging outlet.

Blank Plates

- CMA060 1 Gang Blank Plate
- CMA061 2 Gang Blank Plate

Dual Voltage Shaver Socket

- CMA100 115/230V Dual Voltage Shaver Socket



Flex Outlet Plates

- CMA017 20A Flex Outlet Plate
- UK Design Registration No. 3015175

45A Cooker Connection Plates

- CMA215 45A 1 Gang Cooker Connection Plate
- UK Design Registration No. 3015175

45A Cooker Outlet Plates

- PRW217 45A Easyfit Dual Appliance Outlet Plate

Pattress Box for PRW217 - Urea

- PRW218 35mm Deep Pattress Box For Use With PRW217

Standards: BS 5733 100: BS EN IEC 61558-1 BS EN 61558-2-5
 Back Box Depth (mm): 017 060: 16 100: 47 215: 35 061 217: 25
 Cable Size (mm²): 100: 2 x 1.5 or 1 x 2.5 017: 3 x 2.5 or 2 x 4 215: 2 x 10 217: 1 x 10
 Dimensions (mm): 1 Gang: 86 (W) x 86 (H) x 9.5 (D) 2 Gang: 146 (W) x 86 (H) x 9.5 (D) 215: 86 (W) x 86 (H) x 22.5 (D)
 217: 85 (W) x 130 (H) x 27 (D) 218: 85 (W) x 130 (H) x 37.5 (D) 100: 86 (W) x 146 (H) x 9.5 (D)


TV, Telephone & Data Sockets

Providing the means to facilitate the connection of modern communications equipment is as important today as it is to provide the electrical power to operate them.

This section is devoted to the New Media™ range of plate accessories which includes products for connecting telephone, computer, television and satellite devices.



RJ11 Outlet | UK Telephone Outlets
 Satellite Socket Outlets | Coaxial Sockets



RJ11 Telephone Outlet

CMA115 Single RJ11 (Irish/US) Outlet

RJ45 Data Outlets

CMA131 Single RJ45 Cat-5e Outlet
CMA132 Twin RJ45 Cat-5e Outlet




Telephone Outlets

CMA119 Single Telephone Outlet - Master
CMA122 Twin Telephone Outlet - Master

CMA124 Single Telephone Outlet - Secondary
CMA127 Twin Telephone Outlet - Secondary

Twin outlets are 2 separate sockets and not internally linked together.

Back Box Depth (mm): 16 115: 35
Termination Type: IDC 115: Screw
Dimensions (mm): 86 (W) x 86 (H) x 9.5 (D)



Non-isolated Coaxial Outlets (Unshielded)

CMA065 Single Coaxial Outlet
CMA066 Twin Coaxial Outlet

Isolated Coaxial Outlets (Unshielded)

CMA158 Single Coaxial Outlet
CMA159 Twin Isolated Coaxial Outlet

isolated outlets will filter out any interference, if a 2 way signal is required, i.e. for use with satellite hard wire extensions, then a non-isolated outlet is required.



Satellite Outlets (Unshielded)

CMA156 Non-isolated Single Satellite Outlet
CMA157 Isolated Satellite & Isolated Coaxial Outlet
CMA170 Non-isolated Satellite & Non-isolated Coaxial Outlet

Back Box Depth (mm): 16
Dimensions (mm): 86 (W) x 86 (H) x 9.5 (D)



new media™

For a complete range of New Media™ modules please see the New Media™ section of this catalogue.

Selecting from a range of module inserts covering all manner of media transfer, the installer will now be able to configure their own arrangement of TV, radio or satellite reception, plus speaker, telephone and data outlets. All modules can be inserted into single or double wall plates, fitted onto standard switch and socket boxes.

All New Media™ plates are suitable for use with standard euro module inserts.

Unfurnished Plates - New Media™

- CMA310** 1 Gang New Media™ Unfurnished Plate - 1 Aperture
- CMA311** 1 Gang New Media™ Unfurnished Plate - 2 Apertures
- CMA312** 2 Gang New Media™ Unfurnished Plate - 4 Apertures

Standards: BS 5733
 Back Box Depth (mm): Dependent On Modules Fitted
 Dimensions (mm): 1 Gang: 86 (W) x 86 (H) x 9.5 (D) 2 Gang: 146 (W) x 86 (H) x 9.5 (D)



Moulded Pattress Boxes

- CMA080** 1 Gang 16mm Deep Pattress Box With Earth Terminal
- CMA081** 1 Gang 25mm Deep Pattress Box
- CMA082** 2 Gang 25mm Deep Pattress Box
- CMA083** 1 Gang 35mm Deep Pattress Box
- CMA084** 2 Gang 35mm Deep Pattress Box
- CMA085** 1 Gang 47mm Deep Pattress Box With Earth Terminal
- CMA086** 2 Gang 47mm Deep Pattress Box Fitted With Cable Restraint & Earth Terminal
- CMA089** Dual Accessory 29mm Deep Pattress Box With Earth Terminal

Converter Pattress Box

- CMA091** 1 Gang To 2 Gang 16mm Deep Converter Pattress
- CMA092** 1 Gang To 2 Gang 25mm Deep Converter Pattress

Architrave Pattress Boxes

- CMA175** 1 Gang 19mm Deep Architrave Pattress Box with Earth Terminal
- CMA176** 2 Gang 19mm Deep Architrave Pattress Box with Earth Terminal

For Mode® products only

PVC Pattress Boxes

- CMA230** 1 Gang 29mm Deep PVC Pattress Box - Trunking
- CMA235** 2 Gang 29mm Deep PVC Pattress Box - Trunking
- CMA240** 1 Gang 29mm Deep PVC Pattress Box - Conduit
- CMA245** 2 Gang 29mm Deep PVC Pattress Box - Conduit

essentials™ For the complete range of back boxes see Essentials™ page N4.



WA095



WA106P



WA107P



GA100

Galvanised Steel Back Boxes

- WA092 1 Gang 16mm Deep Galvanised Steel K.O. Box
- WA093 1 Gang 25mm Deep Galvanised Steel K.O. Box
- WA094 2 Gang 25mm Deep Galvanised Steel K.O. Box
- WA095 1 Gang 35mm Deep Galvanised Steel K.O. Box
- WA096 2 Gang 35mm Deep Galvanised Steel K.O. Box
- WA097 1 Gang 47mm Deep Galvanised Steel K.O. Box
- WA098 2 Gang 47mm Deep Galvanised Steel K.O. Box
- WA099 1 + 1 35mm Deep Dual Accessory Box
- WA102 1 + 2 35mm Deep Dual Accessory Box

Dry Lining Boxes (Sprung Fixing Lugs)

- WA087SF 1 Gang 35mm Deep Dry Lining Box
- WA088SF 2 Gang 35mm Deep Dry Lining Box
- WA106SF 1 Gang 47mm Deep Dry Lining Box
- WA107SF 2 Gang 47mm Deep Dry Lining Box

Dry Lining Boxes

- WA087P 1 Gang 35mm Deep Dry Lining Box
- WA088P 2 Gang 35mm Deep Dry Lining Box
- WA106P 1 Gang 47mm Deep Dry Lining Box
- WA107P 2 Gang 47mm Deep Dry Lining Box
- WA108P Round Ceiling 34mm Deep Dry Lining Box

Ezylink' Dry Lining Boxes

- GA100 'Ezylink' Dry Lining Box Connector
Suitable for use with WA087P, WA088P, WA106P & WA107P.

essentials™

For the complete range of back boxes see Essentials™ page N4.



WA4135



WA4147



WA4235



For the complete range of FlameGuard® back boxes see Essentials™ page N8.

FlameGuard® Dry Lining Boxes

- WA4135 1 Gang 35mm Deep FlameGuard® Dry Lining Box
- WA4235 2 Gang 35mm Deep FlameGuard® Dry Lining Box
- WA4147 1 Gang 47mm Deep FlameGuard® Dry Lining Box
- WA4247 2 Gang 47mm Deep FlameGuard® Dry Lining Box

Spacer Gaskets

- CMA095 1 Gang 10mm Spacer Gasket
- CMA096 2 Gang 10mm Spacer Gasket

FlameGuard® back boxes have been tested and conform to both fire and acoustic BS EN standards. Fire: BS EN 1364-1 Acoustic: BS EN ISO 140-2. Complies with Building Regulations Fire tested up to 90 minutes with the capability of the boxes being mounted back to back.

G32

Blank lined area for notes, consisting of 20 horizontal grey bars.